






product name		Production location	
Cottbus B-Loch		Oberlausitz	
Colour			
Purple with shades of brown and blue-grey			
Format			
Moulding method		Wirecut	
RF: 250 x 120 x 65 mm		From one series to another, the average size may slightly differ.	
Essential Characteristics - EN771-1			
Dimensions: tolerance category	T2		
Dimensions: range category	R1		
Active soluble salt	S2		
Average compressive strength	>= 43,8 N/mm²	Tested to the bed face	
Normalised compressive strength	>=31 N/mm²	Tested to the bed face	
Dimensional stability	NPD		
Bond Strength general	0,15 N/mm²	Value according EN998-2 Annex C	
Adhesive strength (mortar)	0,30 N/mm²	Value according EN998-2 Annex C	
Reaction to fire	A1	Category	
Water absorption	<= 6% m/md		
Water vapour permeability	50/100		
Net dry density	2300 kg/m³ (D2)		
Gross dry density	1500 kg/m³ (D2)		
Equivalent thermal conductivity	<=NPD	Value according EN1745, Annex A 50%	
Freeze/thaw resistance	F2		
Dangerous substances	NL-BSB	According Annex ZA.3	
Other Characteristics			
Initial rate of water absorption - Non-coated Brick	NPD	Value according EN771-1:2011 - 5.3.8	
Initial rate of water absorption (kg/m².min) - Coated Brick*	NPD	Value according EN771-1:2011 - 5.3.8	
Eq. Thermal Property 10, dry mass (90/90)	NPD		
Eq. Thermal Property 10, dry mass (lambda Ui)	NPD		
Eq. Thermal Property 10, dry mass (lambda Ue)	NPD		
<div><div></div><div></div><div></div><div></div><div></div></div>			
Storage & handling		Cutting	
<div>- Store packs on a clean surface and cover them - Process from multiple packs at the same time - Follow the Vandersanden processing guidelines</div>		Cutting with power tools may generate dust. This dust may contain silica or quartz particulate which may constitute a hazard. Persons undertaking work of this nature are advised to wear dust masks (FFP3).	
<div>*All our Coated bricks are only coated on the facing sides. Coated products are specially labeled and recognisable with a “C” logo on the top left-hand side of the packaging. Always check if using coated or non-coated bricks. Match the mortar to the specified initial water absorption.</div>			